



D.A.V. PUBLIC SCHOOL, RESERVE BANK ENCLAVE

PASCHIM VIHAR, NEW DELHI-63

Holidays Homework (2018-19)

Summer Vacation: From 21.05.18 to 01.07.18

Class: II

Note

- Parents are requested to just guide the children to complete the task on their own.
- Same scrap file can be used for the homework given
- Original drawing / illustrations and creative use of material will be appreciated.
- Do all written work in a 3 in 1 copy

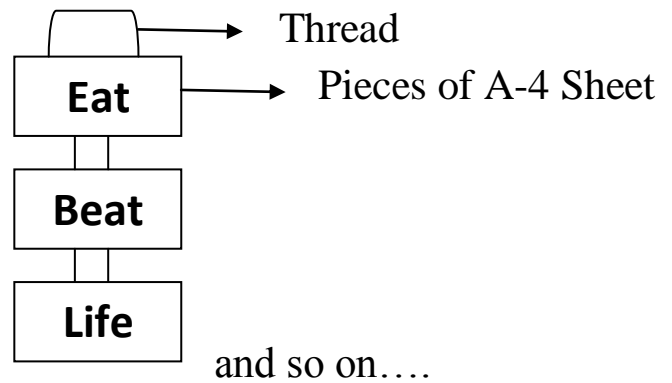
ENGLISH

- i) Read all the lessons taught in the class.
- ii) Learn Poem “The Little Pussy” from the test book.
- iii) Do one page of cursive writing book everyday.
- iv) Read English newspaper everyday and find different sound words and paste them in your scrap book.
- v) Make as many words as possible from the following words and display each of them in the form of a wall hanging.

For example :

a. BEAUTIFUL


b. SEDIMENTATION



vi) Read a story book of your choice; find new word from the book and make a “ **WORD TREE**”

To make a word tree

- Take a small old bowl or pot and fill it with mud.
- Now fix a twig or a branch of a tree in it.
- Cut leaves out of different coloured A4 sheets.
- Write one word that you have learnt on each leaf.
- Stick these leaves on the branches of your WORD TREE.
- Attach at least three leaves every week of your summer holidays.



Suggested T.V Channels - Animal Planet
POGO
Discovery Channel
Disney
Nickelodeon

Suggested places to visit - Zoo
Rail Museum
Lotus Temple
Akshardhaam
Traffic Training Park

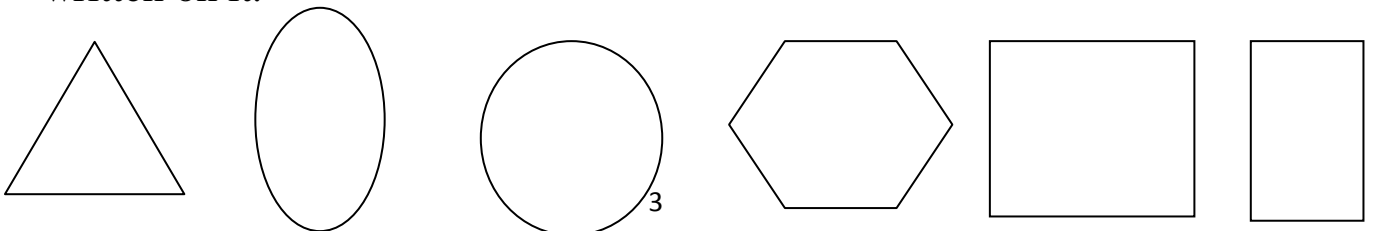
Qutub Minor

HINDI

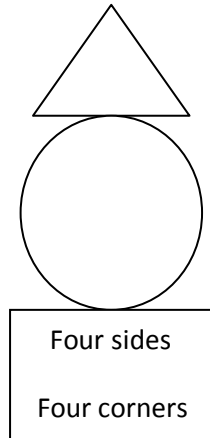
- i) भाषा माधुरी के पाठ 1 से 7 पढ़ें व उनमें दिए गए नए शब्दों को रेखांकित कर के उनका श्रुतलेख करें। श्रुतलेख की जाँच घर में करवाएँ तथा उसका सुधार कार्य करें।
- ii) किसी पत्रिका से मनपसंद २ कविताएँ लिखें। (A-4 शीट पर)
- iii) A-4 शीट पर छह अलग-अलग ऐसे चित्र चिपकाएँ जिस से कहानी पूरी हो तथा अपनी कहानी को एक नाम दें।
- iv) अपनी किसी एक शरारत के बारे में एक अनुच्छेद लिखें।
- v) विलोम शब्दों के पाँच फ्लैश कार्ड बनाएँ।
- vi) बाज़ार में बिकने वाली किन्हीं पाँच टूथपेस्ट के चित्र चिपकाकर उनके नाम लिखें।
- vii) नीचे दिए गए शब्दों का प्रयोग करते हुए एक छोटी सी कहानी बना कर लिखें।
विद्यालय, गुरुजी, बंदर, डंडा, पेड़, केला, ताली, बच्चे, भूख।

MATHEMATICS

- i) Learn & write tables 2 to 10. Two times each.
- ii) Write the place value of the underlined objects
a) 124 b) 428 c) 675 d) 508 e) 329
f) 213 g) 920 h) 426 i) 852 j) 731
- iii) Do practice of addition & subtraction Sums, Missing Numbers, Ascending and Descending order sums and Number names.
- iv) Find out which months in the calendar of 2018 have five Sundays. Do on a chart paper.
- v) Collect flags of different countries and paste them on A4 sheet. How many flags have 3 colours?
- vi) Make a wall hanging using any four geometrical shapes with their properties written on it.



For example



E.V.S

- i) Learn all the lessons done in the class.
- ii) Travelogue – Prepare a booklet using coloured sheets about the places you visited during the vacations.
 - a) Name the place you visited.
 - b) Where is that place?
 - c) How did you travel?
 - d) Who all went with you?
 - e) What did you see there?

Paste the pictures also.

- iii) Mention five ways in which you plan to clean your surrounding and save water during the holidays. Click pictures and paste them in your scrap book.
- iv) Construct a bird feeder with waste material.
- v) Make a Animal Pictionary – Write facts about any five animals and past their pictures in your scrap book. Example – their food, habitat, general characteristics (3- 4 lines)

Moral Education

- i) एक चार्ट पर बड़ा 'ओ३म' पेंसिल से लिख कर उसमें रंग भर कर उसके नीचे अ, उ और म का अर्थ लिखें।
- ii) नैतिक शिक्षा पर आधारित कोई एक कहानी याद करें।
- iii) चार्ट पेपर पर किन्हीं पाँच राष्ट्रपुरुष अथवा प्रेरणा स्रोत पुरुषों का चित्र चिपका कर उनका नाम लिखें।
- iv) पाठ-3 'ओ३म की महिमा' और पाठ-9 'विनय' याद करें।
- v) हर रोज़ सुबह उठकर व रात सोते समय गायत्री मंत्र का जाप अवश्य करें।
- vi) सूर्य उदय होने से पहले उठें व बड़ों को नमस्कार कर पार्क में खेलने व व्यायाम करने जरूर जाएँ।

Art & Craft

Recycled Plant Pots

- Do not throw away big used containers. Make beautiful pot for the kitchen windows. Paint them with bright colour. Now make a hole at the base of the pot. Fill the pot with soil and beautiful pot is ready.



Make a pencil holder

- Take any used container. Cover it with coloured paper. Decorate it with stickers & other available items in your house. You have a pencil holder. Isn't it simple.

